






EFFECTIVE 31 JULY 2017

**737**

**KIAMA STATION TO BOMADERRY STATION**









Monday to Friday					
Kiama Station	08:00	11:00	13:00	15:00	20:30
Gerringong Station	08:12	11:12	13:12	15:12	20:42
Berry Station	08:25	11:25	13:25	15:25	20:55
Bomaderry Station	08:40	11:40	13:40	15:40	21:10

**737**

**BOMADERRY STATION TO KIAMA STATION**



Monday to Friday						
Bomaderry Station	05:35	07:00	10:00	12:00	14:00	19:35
Berry Station	05:47	07:12	10:12	12:12	14:12	19:47
Gerringong Station	06:00	07:25	10:25	12:25	14:25	20:00
Kiama Station	06:20	07:45	10:45	12:45	14:45	20:20

## How to use this timetable

This timetable is shown in 24-hour time.

## Download real-time transport apps

Take advantage of handy apps that let you plan your trip on different modes of transport and track many services in real-time. They offer information including:

- where your service is now
- estimated arrival times
- service updates
- the closest stations, stops, wharves and routes
- accessibility details

Every app offers something a little bit different. Find the latest apps at [transportnsw.info/apps](http://transportnsw.info/apps).

## Accessible services

All new buses are wheelchair-accessible with low-level floors and space for wheelchairs, prams or strollers. Look for the symbol in this timetable. Some older buses may not have all the features you need. There will be more accessible services as older buses are replaced.

## Who is providing my bus services?

The bus services shown in this timetable are run by Nowra Coaches

## Travelling throughout Sydney metropolitan area?

To travel by train, bus, ferry or light rail, in Sydney and surrounding regions, all you need is an Opal card.

An Opal card is a free smartcard you keep and reuse. You load value onto the card then tap on and tap off to pay your fares throughout Sydney, the Blue Mountains, Central Coast, Southern Highlands, Hunter and the Illawarra.

## Opal card benefits

- Fares capped daily, weekly and on Sundays\*
- Discounted travel after eight paid journeys each week
- \$2 discount for every transfer between modes (train, ferry, bus or light rail) as part of one journey\*\*
- Off-peak train fare savings of 30%
- The option of auto top-up, so you're always ready to travel

## Which Opal card is right for you?

**Adult** - For customers 16 plus, who usually pay full fare and aren't entitled to any concessions.

**Child/Youth** - For children aged 4-15 and eligible secondary students over 16. All fares are half the price of Adult fares.

**Gold Senior/Pensioner** - For eligible NSW and interstate seniors, pensioners, war widows/ers and asylum seekers. Fares are capped at \$2.50 per day.\*

**Concession** - For eligible tertiary students, job seekers, apprentices and trainees. All fares are half the price of Adult fares.

## How to apply

Visit [opal.com.au](http://opal.com.au) or call 13 67 25 (13 OPAL).

Adult and Child/Youth Opal cards are also available at thousands of Opal retailers that display the Opal sign. To find your nearest visit [retailers.opal.com.au](http://retailers.opal.com.au).

For more information, visit [transportnsw.info](http://transportnsw.info)

\*Capped fares do not include the Sydney Airport station access fee.

\*\*To qualify as a journey, you must tap on to a different mode of transport within 60 minutes of tapping off. Transfer Discounts do not apply for transfers between light rail and ferry travel. Travel with Opal is subject to the Opal Terms of Use, available at [opal.com.au](http://opal.com.au) \$1 discount for Child/ Youth, Gold Senior/ Pensioner and Concession Opal card customers.

## Disclaimer

Information contained in this timetable is based on the latest details at the time of printing and is subject to change without notice.